ELEKTRON ERMA-STRMEC

ELECTRONICS
REGULATION
MEASUREMENT
AUTOMATION

Technical data

Screw-in thermometers form B and F conection heads (with replacable measuring insert)

TB

CATALOG NUMBERS
- TB2x.1x.xxx

www.elektron.hr
info@elektron.hr

Hrvatska



Basic characteristics:

- Operating temperature - 50 do + 850 °C
- Connection head Tip B, F
- Dimensions 50 – 500, xxx mm
- **With replacable measuring insert**
- Available with transmitter (4-20 mA)
- Pt100 temperature sensor according to DIN EN 60751.

1 DESCRIPTION

Screw-in thermometers typ. TB have primary purpose of measuring the temperature of gases and liquids. The most common applications are: temperature measurement in pipelines that are under pressure or a vacuum. Because of its construction it is possible to replace the measuring insert, and to avoid opening the pipeline, and leaks of media. It is possible to install double-measuring element, and the installation of transmitter 4-20 mA in the head of thermometer. Pt100 temperature sensor according to DIN EN 60751.

2 TECHNICAL CARACTERISTICS

2.1 SCREW-IN TEMPERATURE PROBE WITHOUT EXTENSION TUBE AND FORM F CONECTION HEAD

Connection head	Type F	
Proces connection	1/2"	
Measuring element	Pt 100	Pt 100 x 2
	Pt 1000	Pt 1000 x 2
Sheath tube	Procrom	
	W.Nr.1.4301	∅ = 10 x 1.5 mm
	W.Nr.1.4571	∅ = 9 x 1 mm
Measuring range	200 °C	
Standard lengths	L = 90 mm	
	L = 140 mm	
	L = 190 mm	
	L = 240 mm	
	L = 290 mm	
Measuring insert	Without measuring insert	

2.2 SCREW-IN TEMPERATURE PROBE WITH EXTENSION TUBE AND FORM F CONECTION HEAD

Connection head	Type F	
Proces connection	1/2"	
Measuring element	Pt 100	Pt 100 x 2
	Pt 1000	Pt 1000 x 2
	Fe-CuNi	Fe-CuNi x 2
	Ni-CrNi	Ni-CrNi x 2
Sheath tube	Procrom	
	W.Nr.1.4301	∅ = 10 x 1.5 mm
	W.Nr.1.4571	∅ = 11 x 2 mm
Measuring range	- 50 do + 400 °C	
Standard lengths	L = 50 mm	
	L = 100 mm	
	L = 150 mm	
	L = 200 mm	
	L = 250 mm	
Meaasuring insert	Without measuring insert	

2.3 SCREW-IN RTD TEMPERATURE PROBE WITHOUT EXTENSION TUBE AND FORM B CONECTION HEAD

Connection head	Type B		
Measuring insert	Pt 100	Pt 100 x 2	
	Pt 1000	Pt 1000 x 2	
Sheath type, diameter			
	W.Nr.1.4301	∅ = 10 x 1.5 mm	
	W.Nr.1.4571	∅ = 11 x 2 mm	
Operating temperature	0-200 °C		
Standard lenght [L]	L = 100 mm		
	L = 140 mm		
	L = 200 mm		
	L = 260 mm		
	L = 300 mm		
	L = 350 mm		
	L = 500 mm		
	Others		
Process connection	G 1/2"		
	On special request		G 1"
			NPT 1/2"
			Others

2.4 SCREW-IN TEMPERATURE PROBE WITH EXTENSION TUBE AND FORM B CONECTION HEAD

Connection head	Type B		
Measuring insert	Pt 100	Pt 100 x 2	
	Pt 1000	Pt 1000 x 2	
	Fe-CuNi	Fe-CuNi x 2	
	Ni-CrNi	Ni-CrNi x 2	
Sheath type, diameter			
	W.Nr.1.4301	∅ = 10 x 1.5 mm	
	W.Nr.1.4571	∅ = 11 x 2 mm	
Operating temperature	- 50 do 400/600 °C		
Standard lenght [L]	L = 100 mm		
	L = 160 mm		
	L = 200 mm		
	L = 250 mm		
	L = 400 mm		
	Others		
Process connection	G 1/2"		
	On special request		G 1"
			NPT 1/2"
			Others

3 DIMENSIONS

SCREW-IN TEMPERATURE PROBE

WITHOUT EXTENSION TUBE

AND FORM **F** CONECTION HEAD

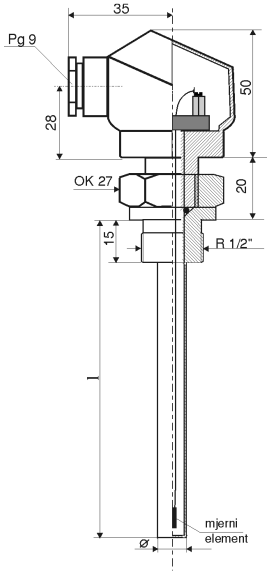

SCREW-IN TEMPERATURE PROBE

WITH EXTENSION TUBE

AND FORM F CONECTION HEAD

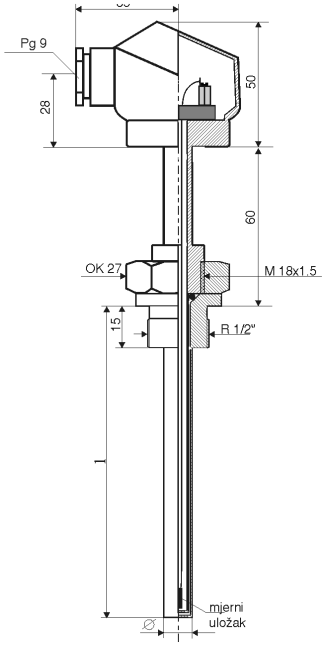

SCREW-IN TEMPERATURE PROBE

WITHOUT EXTENSION TUBE

AND FORM B CONECTION HEAD

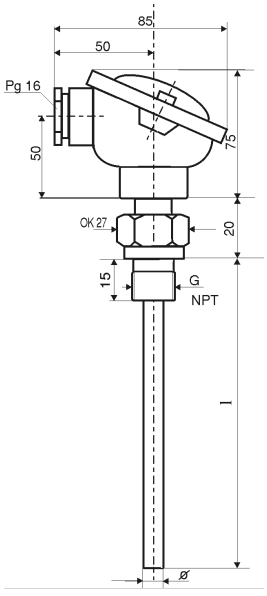

SCREW-IN TEMPERATURE PROBE

WITH EXTENSION TUBE

AND FORM B CONECTION HEAD

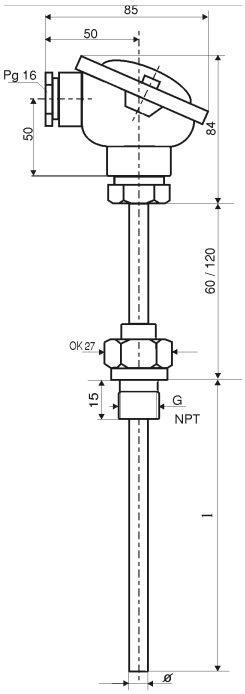

4 ORDER SPECIFICATIONS

4.1 SCREW-IN TEMPERATURE PROBE WITHOUT EXTENSION TUBE AND FORM F CONECTION HEAD

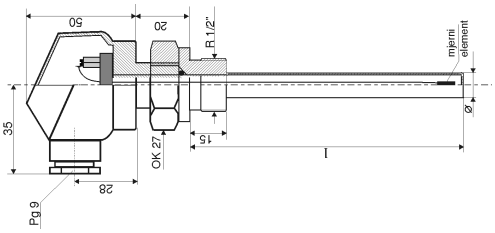

Screw- in temperature probe type	TB	x	x	x	x	x	x	x
Connection head type	Type F	3						
Measuring insert type	Pt 100		1					
	Pt 1000		2					
Process connection	G 1/2"			1				
Sheath type, diameter [Ø]	W.Nr.1.4571 ∅ 9x1				1			
	W.Nr.1.4301 ∅ 10x1.5				4			
Extension tube	20 mm					1		
Measuring lenght [L]	90 mm						A	
	140 mm						B	
	190 mm						C	
	240 mm						F	
	290 mm						L	
Number of mesuring elements in measuring insert	Single							1
	Double							2

4.2 SCREW-IN TEMPERATURE PROBE WITH EXTENSION TUBE AND FORM F CONECTION HEAD

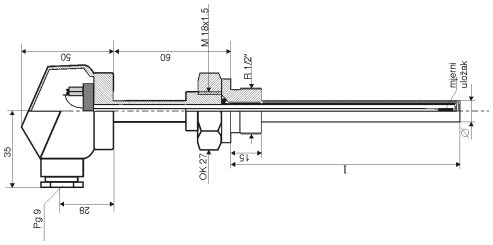

Screw- in temperature probe type	TB	x	x	x	x	x	x	x
Connection head type	Type F	3						
Measuring insert type	Pt 100		1					
	Pt 1000		2					
	Fe-CuNi		3					
	Ni-CrNi		4					
Process connection	G 1/2"			1				
Sheath type, diameter [Ø]	W.Nr.1.4301 ∅ 10x1.5				4			
	W.Nr. 1.4571 ∅ 11x2				6			
Extension tube	60 mm					2		
Measuring lenght [L]	50 mm						0	
	100 mm						1	
	150 mm						3	
	200 mm						D	
	250 mm						5	
Number of mesuring elements in measuring insert	Single							1
	Double							2

4.3 SCREW-IN TEMPERATURE PROBE WITHOUT EXTENSION TUBE AND FORM B CONECTION HEAD

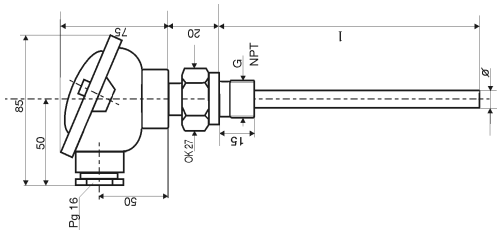

Screw- in temperature probe type	TB	x	x	x	x	x	x	x
Connection head type	Type B	2						
Measuring insert type	Pt 100		1					
	Pt 1000		2					
Process connection	(standard) G 1/2"			1				
	G 1"			2				
	NPT 1/2"			3				
	Other			Z				
Sheath type, diameter [∅]	W.Nr.1.4301 ∅ 10x1.5				4			
	W.Nr. 1.4571 ∅ 11x2				6			
Extension tube	20 mm					1		
Measuring lenght [L]	100 mm						1	
	140 mm						B	
	200 mm						D	
	260 mm						G	
	300 mm						H	
	350 mm						J	
	500 mm						7	
	Others						Z	
Number of mesuring elements in measuring insert	single							1
	double							2

4.4 SCREW-IN TEMPERATURE PROBE WITH EXTENSION TUBE AND FORM B CONECTION HEAD

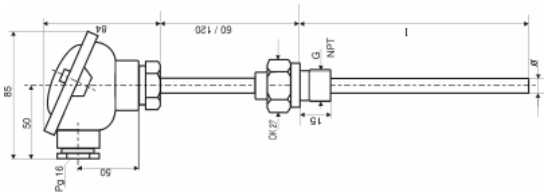

Screw- in temperature probe type	TB	x	x	x	x	x	x	x
Connection head type	Type B	2						
Measuring insert type	Pt 100		1					
	Pt 1000		2					
	Fe-CuNi		3					
	Ni-CrNi		4					
Process connection	(standard) G 1/2"			1				
	G 1"			2				
	NPT 1/2"			3				
	Other			Z				
Sheath type, diameter [Ø]	W.Nr.1.4301 ∅ 10x1.5				4			
	W.Nr. 1.4571 ∅ 11x2				6			
Extension tube	60 mm					2		
Measuring lenght [L]	100 mm						1	
	160 mm						4	
	220 mm						E	
	260 mm						G	
	310 mm						I	
	460 mm						K	
Number of mesuring elements in measuring insert	single							1
	double							2

Screw- in temperature probe type	TB	x	x	x	x	x	x	x
Connection head type	Type B	2						
Measuring insert type	Pt 100		1					
	Pt 1000		2					
	Fe-CuNi		3					
	Ni-CrNi		4					
Process connection	(standard) G 1/2"			1				
	G 1"			2				
	NPT 1/2"			3				
	Other			Z				
Sheath type, diameter [∅]	W.Nr.1.4301 ∅ 10x1.5				4			
	W.Nr. 1.4571 ∅ 11x2				6			
Extension tube	120 mm					3		
Measuring lenght [L]	100 mm						1	
	160 mm						4	
	200 mm						D	
	250 mm						5	
	400 mm						6	
	Other						Z	
Number of mesuring elements in measuring insert	single							1
	double							2

ELEKTRON ERMA - STRMEC d.o.o.
49244 STUBIČKE TOPLICE
Strmec 182
Croatia
MB 1004026

Tel. +385 (0)49 282-322
Fax.+385 (0)49 282-302
Žiro račun: 2360000-1101395925 ZGB
E-mail: info@elektron.hr
Web: www.elektron.hr