Motorni pogoni za ventile



priključni napon:	24 V, 115 V, 230 V, 400 V 50/60 Hz 24 V DC
priključna snaga:	1; 2; 4,5; 5; 8; 10; 12; 14; 20; 25 kN
hod:	50, 65, 100 mm
brzina:	0,25; 0,45; 0,50; 1,00; 1,40 mm/s
radna temperatura okoline:	-20 do +60 °C
temperatura medija regulacije:	2 do 220 °C
davač položaja ventila:	pote . 100 Ω 1000 Ω Strujni signal 4 do 20 mA dvožično
upravljanje motornim pogonom:	- upravljanje direktno s naponom napajanja u smjeru otvaranja ili zatvaranja. - ulazni signal 4 do 20 mA 2 do 10 V
ograničenje hoda ventila:	mikro prekidači u svim izvedbama
ograničenje sile zatvaranja ventila:	oprugom + prekidač položaja moment prekidač

	POGON									
kN	**1**	**2**	**4,5**	**5**	**8**	**10**	**12**	**14**	**20**	**25**
tip	201	202	204	305	208	210	312	314	320	325
H2	459	459	459	570	490	490	570	570	760	760
A	177	177	177	226	177	177	226	226	226	226
B	100	100	100	230	100	100	230	230	230	230

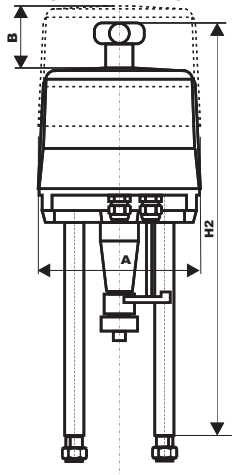





Tehničke osobine elektromotornih pogona													
Tip	**201**	**202**	**202.1**	**202.2**	**204**	**204.1**	**204.2**	**208**	**208.1**	**210**	**214**	**320**	**325**
Sila [kN]	1,0	2,0			4,5			8,0		10,0	14,0	20,0	25,0
Hod [mm]	50										65	100	
Masa [kg]	4,3	4,5			5,5			7,5			10	20	
Napon motora	230Vac, 115Vac, 24Vac, 400V 3-, 24Vdc												
Brzina [mm/s] kod 50 Hz	0,25	0,5	0,25	1,4	0,5	1,0	1,4	0,5	1,0	0,45		1,0	
Zaštita prema EN 60529	IP65										IP 67	IP65	
Dozvoljena temperatura	-20°C do +80°C												
Zaštita motora	blokada				termoprekidač								
Davač položaja	Potenciometar 100, 500, 1000 ohm; Strujni signal 4-20mA												
Upravljanje mot. Pogonom	Direktno naponom napajanje, 4-20mA, 2-10V												
Ograničenje hoda	Opruga + 2x krajnji kontakt												

ELEKTRIČNA SHEMA SPAJANJA

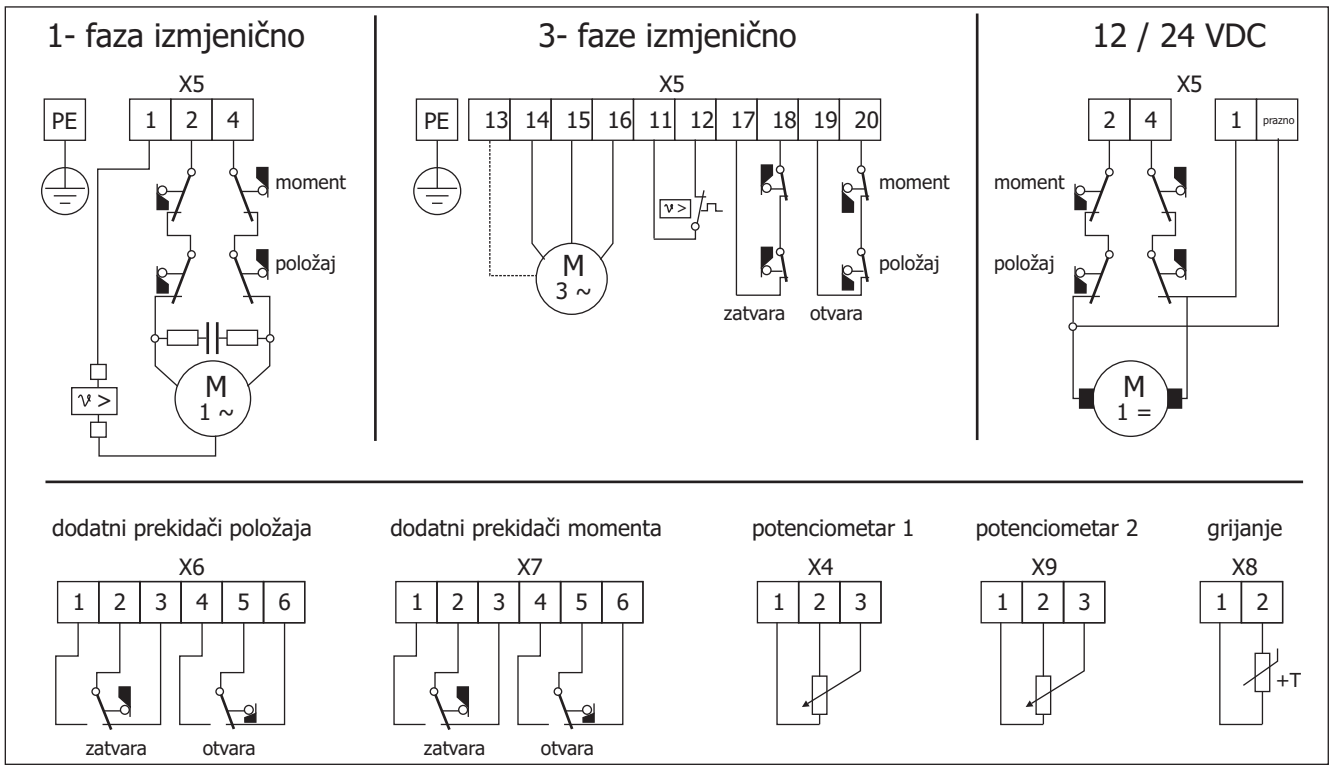

KATALOŠKI BROJ ZA NARUDžBU

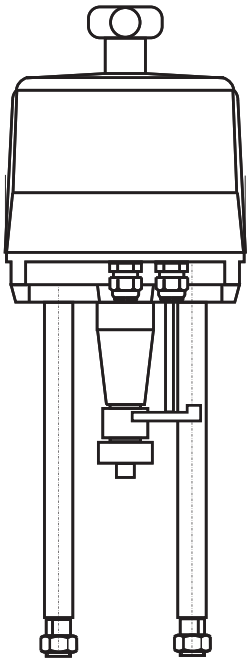

KATALOŠKI BROJEVI MOTORNIH POGONA ZA REGULACIJSKE VENTILE								
OZNAKA **PE**	**X0.**	**X**	**X.**	**X**	**X**	**X**	**X**	OPIS
VRSTA	10.							ELEKTROMOTORNI
SILA		A						1000 N
		B						2000 N
		C						4500 N
		D						5000 N
		E						8000 N
		F						10000 N
		G						12000 N
		H						14000 N
		I						20000 N
		J						25000 N
		Z						Po zahtjevu
BRZINA			1.					0,25 mm/s
			2.					0,45 mm/s
			3.					0,50 mm/s
			4.					1,00 mm/s
			5.					1,40 mm/s
			Z.					Po zahtjevu
NAPON MOTORA				1				24 V AC
				A				115 V AC
				2				220 V AC
				B				400 V AC
				3				24 V DC
				Z				Po zahtjevu
UPRAVLJAČKI SIGNAL					1			Napon 220 V AC , tropoložajno
					2			napon 24 V AC, tropoložajno
					3			napon 0 - 10 V DC
					4			struja 4 - 20 mA
					5			napon 2 - 10 V DC
					Z			prema zahtjevu
DAVAČ						0		bez davača
						1		potenciometar 100 Ω
						2		strujni signal 4 - 20 mA
						3		naponski signal 0-10 V
						Z		prema zahtjevu
OGRANIČENJE HODA I SIGNALIZACIJA							1	momentnim šalterom
							2	graničnim kontaktom
							4	kombinacija 1+2
							5	elektromotorno moment
							Z	prema zahtjevu

KOMPLET REGULACIJSKI VENTILI S ELEKTROMOTORNIM POGONOM

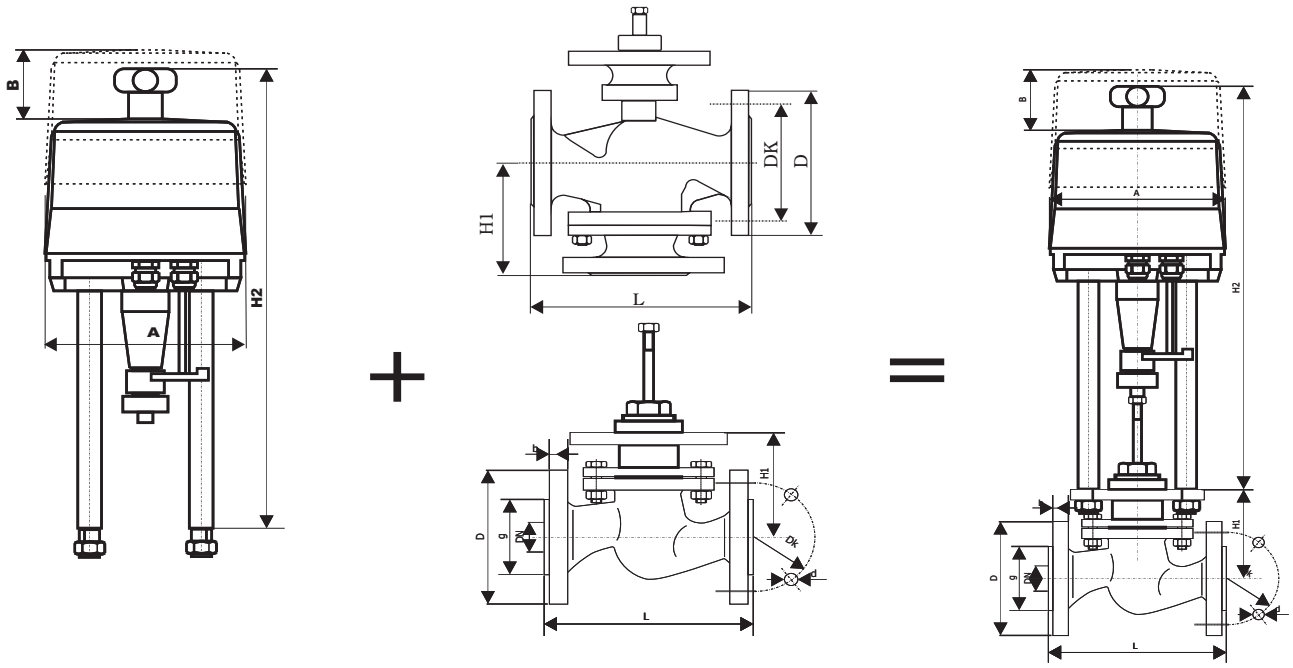

Više podataka pronađite na: www. elektron.hr !!!

ERMA STRMEC

49244 STUBIČKE TOPLICE Strmec 182 Croatia
tel:++385(0)49 282 322 , (0)49 282 874
fax:++385(0)49 282 302
Web:www.elektron.hr; e-mail: info@elektron.hr

Regulacijski ventili

DVOPUTI REGULACIJSKI VENTILI

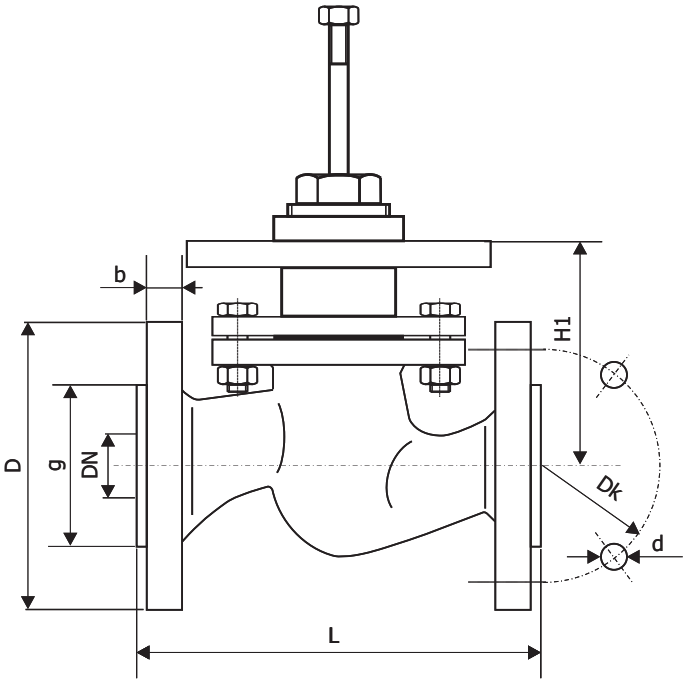



DN (mm)	D (mm)	b (mm)	Dk (mm)	g (mm)	d (mm)	Broj rupa	L (mm)	H1 (mm)
15	95	14	65	45	14	4	130	100
20	105	16	75	58	14	4	150	100
25	115	16	85	68	14	4	160	105
32	140	18	100	78	18	4	180	113
40	150	18	110	88	18	4	200	117
50	165	20	125	102	18	4	230	125
65	185	20	145	122	18	4	290	150
80	200	22	160	138	18	8	310	160
100	220	24	180	158	18	8	350	
125	250	26	210	188	18	8	400	
150	285	28	240	212	23	8	480	
175	315				23	8	550	
200	340	24	295	268	23	12	600	
250	405	26	355	320	26	12	730	
300	460	28	410	378	26	12	850	

TROPUTI REGULACIJSKI VENTILI

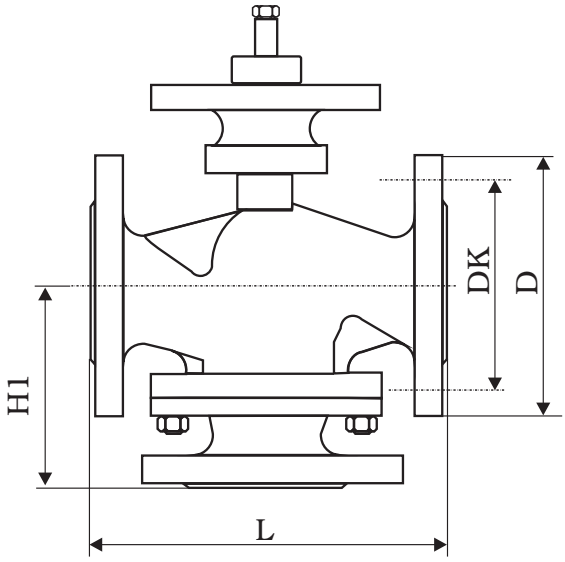

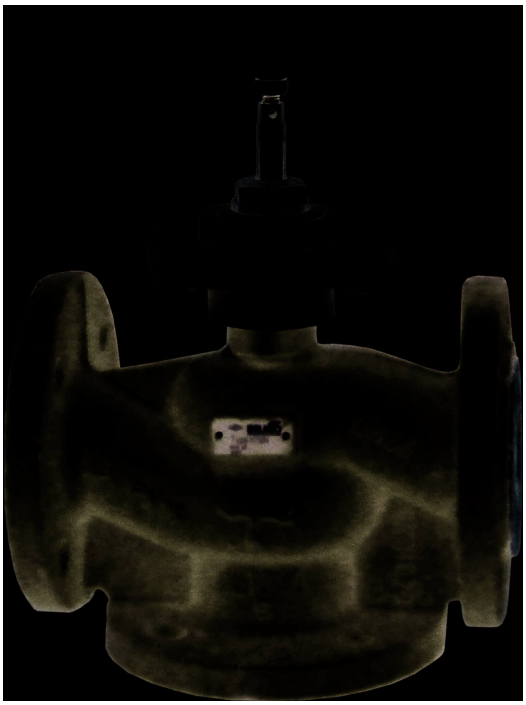

Nazivni pritisak **PN**	PN 16									
Nazivni otvor **DN**		15	20	25	32	40	50	65	80	100
L (mm)		130	150	160	180	200	230	290	310	350
D (mm)		95	105	115	140	150	165	185	200	220
DK (mm)		65	75	85	100	110	125	145	160	180
H1 (mm)		65	75	80	90	100	115	145	155	175
H1 (mm) (prema zahtjevu)										
Sila zatvaranja **(kN)**	0,5 kN									
	2 kN									
	4 kN									

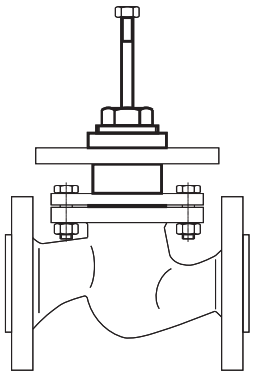

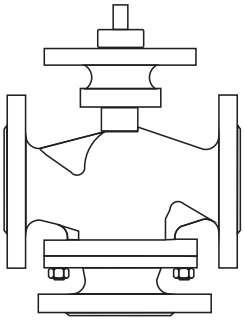

KATALOŠKI BROJEVI REGULACIJSKIH VENTILA

OZNAKA **RV**	**X0.**	**1X.**	**0X**	**X**	OPIS
VRSTA	20.				dvoputi
	30.				troputi
NAZIVNI PRITISAK NP/ materijal		11.			16 bara / GG 20
		12.			25 bara / čelični
		14.			40 bara / čelični
		15.			16 bara / INOX
		16.			40 bara / INOX
		1Z.			prema zahtjevu
NAZIVNI HOD DN / PROTOK kvs/ Hod			0D		15 mm / 0,63 m^3/h / 10 mm
			0F		15 mm / 1,0 m^3/h / 10 mm
			0F		15 mm / 1,6 m^3/h / 10 mm
			0G		15 mm / 2,5 m^3/h / 10 mm
			0H		15 mm / 4,0 m^3/h / 15 mm
			0I		20 mm / 6.3 m^3/h / 15 mm
			0J		25 mm / 10 m^3/h / 15 mm
			0K		32 mm / 16 m^3/h / 15 mm
			0L		40 mm / 25 m^3/h / 15 mm
			0M		50 mm / 40 m^3/h / 15 mm
			0N		65 mm / 63 m^3/h / 40 mm
			0O		80 mm / 100 m^3/h / 40 mm
			0P		100 mm / 145 m^3/h / 40 mm
			0R		125 mm / 220 m^3/h
			0S		150 mm / 320 m^3/h
			0T		200 mm / 480 m^3/h
			0Z		prema zahtjevu
KARAKTERISTIKA PLADNJA				1	linarni protok
				2	linarni otvor

KOMPLET REGULACIJSKI VENTILI S ELEKTROMOTORNIM POGONOM

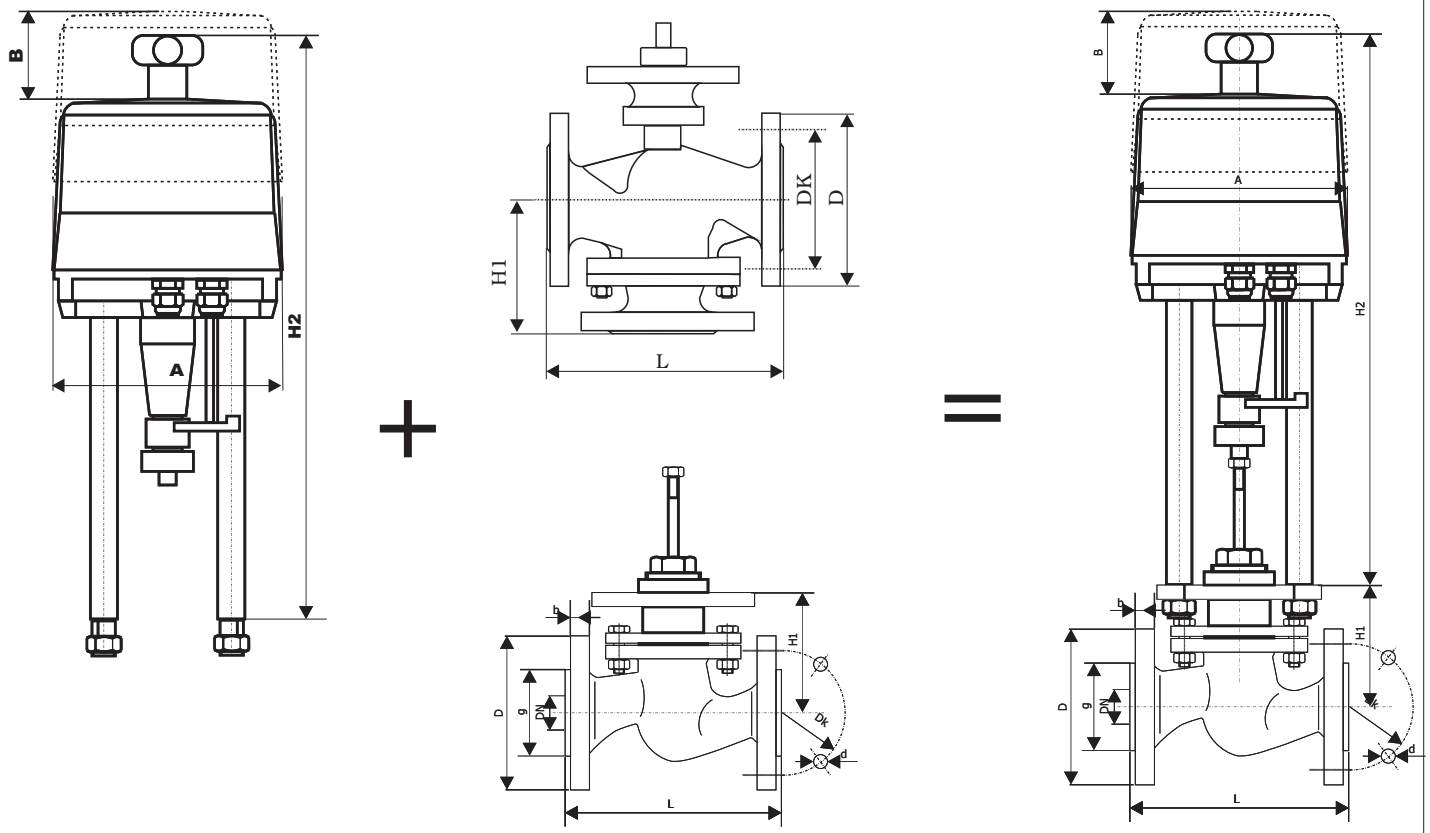

Više podataka pronađite na: www. elektron.hr !!!

ERMA STRMEC

49244 STUBIČKE TOPLICE Strmec 182
Croatia
tel:++385(0)49 282 322 , (0)49 282 874
fax:++385(0)49 282 302
Web:www.elektron.hr; e-mail: info@elektron.hr

Komplet regulacijski ventil s motornim pogonom

DVOPUTI REGULACIJSKI VENTILI

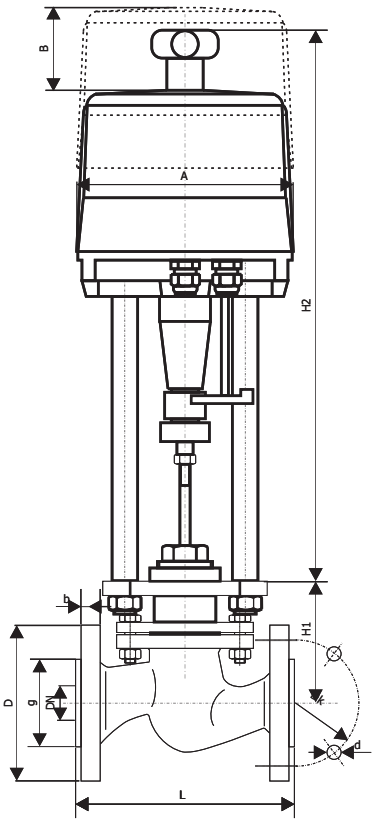



DIMENZIJE

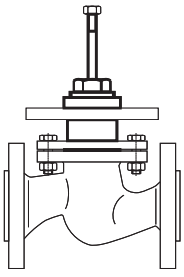

DN (mm)	D (mm)	b (mm)	Dk (mm)	g (mm)	d (mm)	Broj rupa	L (mm)	H1 (mm)
15	95	14	65	45	14	4	130	100
20	105	16	75	58	14	4	150	100
25	115	16	85	68	14	4	160	105
32	140	18	100	78	18	4	180	113
40	150	18	110	88	18	4	200	117
50	165	20	125	102	18	4	230	125
65	185	20	145	122	18	4	290	150
80	200	22	160	138	18	8	310	160
100	220	24	180	158	18	8	350	
125	250	26	210	188	18	8	400	
150	285	28	240	212	23	8	480	
175	315				23	8	550	
200	340	24	295	268	23	12	600	
250	405	26	355	320	26	12	730	
300	460	28	410	378	26	12	850	

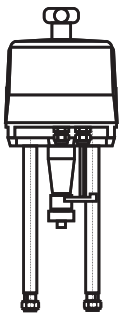

	POGON									
kN	**1**	**2**	**4,5**	**5**	**8**	**10**	**12**	**14**	**20**	**25**
tip	201	202	204	305	208	210	312	314	320	325
H2	459	459	459	570	490	490	570	570	760	760
A	177	177	177	226	177	177	226	226	226	226
B	100	100	100	230	100	100	230	230	230	230

ODABIR EL.MOTORNOG POGONA PREMA VENTILU I dP

MAKSIMALNI RADNI TLAKOVI dP(bar) NA VENTILU MAX -PN 16														
DN / kN	NAZIVNI OTVOR DN													
	15	20	25	32	40	50	65	80	100	125	150	200	250	300
1	16	16	14	8	5	3	2	1						
2	16	16	16	16	11	7	4	3	1,5					
4	16	16	16	16	16	14	8	5	3	2	1			
8	16	16	16	16	16	16	16	11	7	4	3	1,7	1	
12	16	16	16	16	16	16	16	16	11	7	4,5	2,5	1,5	1
25	16	16	16	16	16	16	16	16	16	14	9	5	3,5	2,5

MAKSIMALNI RADNI TLAKOVI dP(bar) NA VENTILU MAX -PN 40														
DN / kN	NAZIVNI OTVOR DN													
	15	20	25	32	40	50	65	80	100	125	150	200	250	300
1	40	22	14	8	5	3	2	1						
2	40	40	28	17	11	7	4	3	1,5					
4	40	40	40	34	22	14	8	5	3	2	1			
8	40	40	40	40	40	28	16	11	7	4	3	1,7	1	
12	40	40	40	40	40	40	25	16	11	7	4,5	2,5	1,5	1
25	40	40	40	40	40	40	40	33	21	14	9	5	3,5	2,5

TROPUTI REGULACIJSKI VENTILI

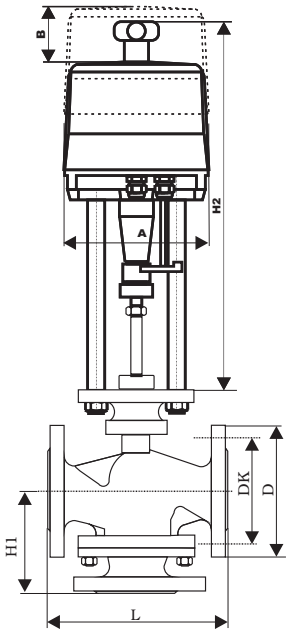



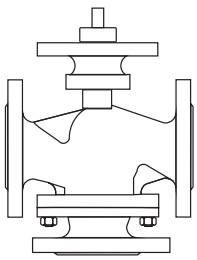

Nazivni pritisak **PN**	PN 16								
Nazivni otvor **DN**		15	20	25	32	40	50	65	80	100
L (mm)		130	150	160	180	200	230	290	310	350
D (mm)		95	105	115	140	150	165	185	200	220
DK (mm)		65	75	85	100	110	125	145	160	180
H1 (mm)		65	75	80	90	100	115	145	155	175
H1 (mm) (prema zahtjevu)										
Sila zatvaranja **(kN)**	0,5 kN									
	2 kN									
	4 kN									

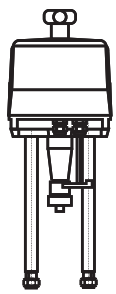

	POGON									
kN	**1**	**2**	**4,5**	**5**	**8**	**10**	**12**	**14**	**20**	**25**
tip	201	202	204	305	208	210	312	314	320	325
H2	459	459	459	570	490	490	570	570	760	760
A	177	177	177	226	177	177	226	226	226	226
B	100	100	100	230	100	100	230	230	230	230

Više podataka pronaðite na: www. elektron.hr !!!

ERMA STRMEC

49244 STUBIČKE TOPLICE Strmec 182 Croatia
tel:++385(0)49 282 322 , (0)49 282 874
fax:++385(0)49 282 302
Web:www.elektron.hr; e-mail: info@elektron.hr